



MINIFRANCO









FRANCO


MAXIFRANCO

MINIFRANCO

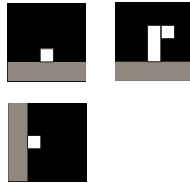
- Luminaire for installation on wall or on pole.
- Configuration: die-cast aluminium structure, EN AB-47100 alloy (low copper content) and pure aluminium reflector. Glass diffuser: extra-clear.
- Double layer coating for high resistance to corrosion: the aluminium components are painted with a double coat using powders which are compliant with QUALICOAT standards: a first layer of epoxy powder (with excellent chemical and mechanical resistance) and a second finishing layer of polyester powder (resistant to UV rays and atmospheric agents). The entire painting process of the aluminium fitting starts from components which have been sand-blasted in advance to make the surface more porous and increase the adherence of the paint. Ares effects alkaline and acid washing to clean the surfaces completely, then rinses with demineralised water to remove any residue particles, subsequently a chemical conversion treatment is done to protect against rusting.
- Protection rating: IP65.
- In compliance with EN60598-1 standards.
- Class of insulation: I.
- Installation: wiring through a M16x1,5 metal cable gland (4,5mm$\phi$$\times$10mm cables). Outdoor use requires suitable flexible cables assuring the watertightness of the cable gland. CoB LED version is supplied with a 2-way terminal block for 3-conductor cables – IP68.

EU Regulation 874/2012 - Illumination equipment energy classes

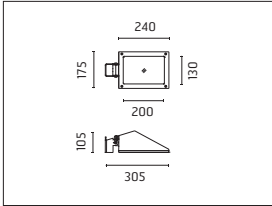
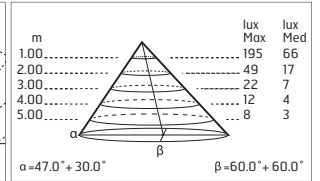
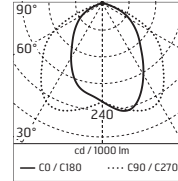
	LED VERSION:: Class A+/A++ Luminaire supplied with integrated LED modules that cannot be replaced
	
	
	METAL HALIDE VERSION: Class A+ CDM-TM/PGJ5
	
	FLUORESCENT VERSION: Class A/B TC-T/GX24d-3
	
	HALOGEN VERSION: Class D QT32/E27



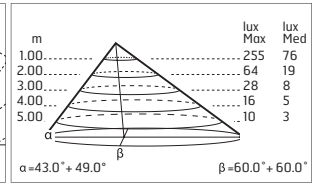
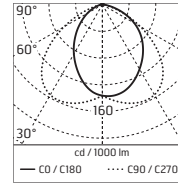
MiniFranco / Adjustable - Asymmetric Optic



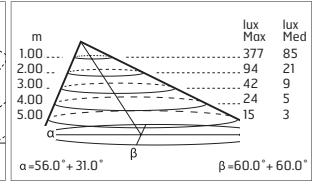
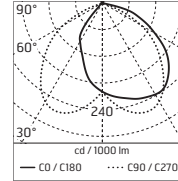
160114 D
QT 32 60W E27



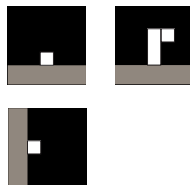
166314 B A
TC-T 26W GX24d-3



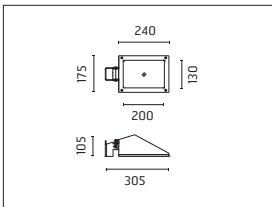
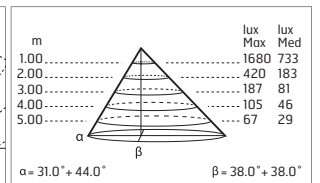
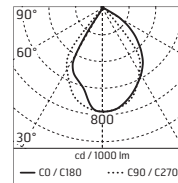
163714 A+
CDM-Tm 20W PGJ5
Electronic ballast



MiniFranco CoB LED / Adjustable - Symmetric Optic

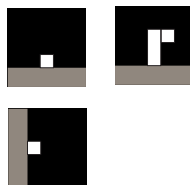


1628013 A A+ A++
NATURAL WHITE 4000K
CoB LED
22W/220÷240V
Total power 24W
lm LED 3221 ≠ lm OUTPUT 2166
CRI >80
Integral electronic power supply

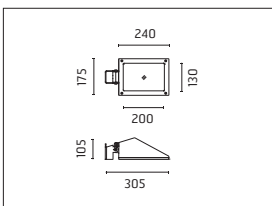
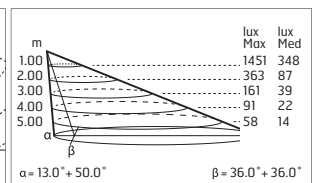
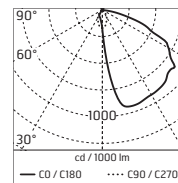


1628113 A A+ A++
WARM WHITE 3000K
CoB LED
22W/220÷240V
Total power 24W
lm LED 3071 ≠ lm OUTPUT 2065
CRI >80
Integral electronic power supply

MiniFranco CoB LED / Adjustable - Asymmetric Optic

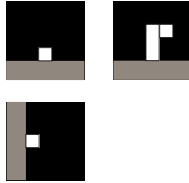



1628014 A A+ A++
NATURAL WHITE 4000K
CoB LED
22W/220÷240V
Total power 24W
lm LED 3221 ≠ lm OUTPUT 1698
CRI >80
Integral electronic power supply

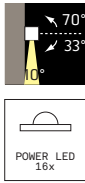
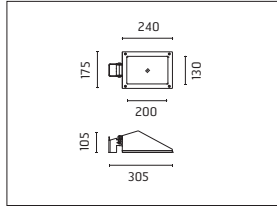
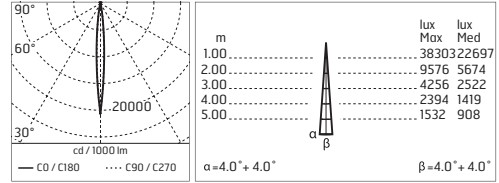


1628114 A A+ A++
WARM WHITE 3000K
CoB LED
22W/220÷240V
Total power 24W
lm LED 3071 ≠ lm OUTPUT 1619
CRI >80
Integral electronic power supply

MiniFranco Power LED / Adjustable - Narrow Beam 10°

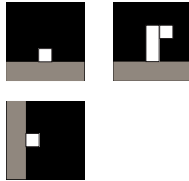



1622412 **A A+ A++**
 NATURAL WHITE 4000K
 POWER LEDs
 17,6W/220÷240V
 Total power 20W
 lm LED 1832 ≠ lm OUTPUT 1588
 CRI>80
 Integral electronic power supply

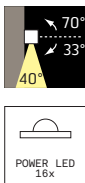
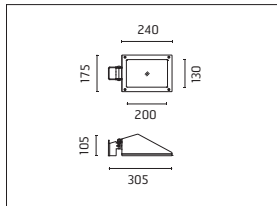
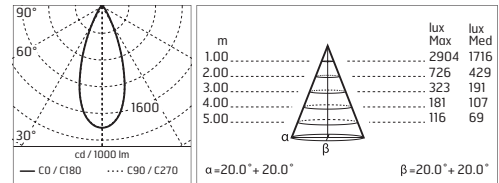


1610112 **A A+ A++**
 WARM WHITE 3000K
 POWER LEDs
 17,6W/220÷240V
 Total power 20W
 lm LED 1656 ≠ lm OUTPUT 1435
 CRI>80
 Integral electronic power supply

MiniFranco Power LED / Adjustable - Medium Beam 40°




1622413 **A A+ A++**
 NATURAL WHITE 4000K
 POWER LEDs
 17,6W/220÷240V
 Total power 20W
 lm LED 1832 ≠ lm OUTPUT 1368
 CRI>80
 Integral electronic power supply



1610113 **A A+ A++**
 WARM WHITE 3000K
 POWER LEDs
 17,6W/220÷240V
 Total power 20W
 lm LED 1656 ≠ lm OUTPUT 1237
 CRI>80
 Integral electronic power supply



MiniFranco / Ø 60mm - Poles




1005
H 500 mm

1009
H 900 mm

117
H 2000 mm

With Base




1105
H 500 mm (+300mm)

1109
H 900 mm (+300mm)

In-Ground (+300 mm Root)

MiniFranco / Ø 76mm - Poles



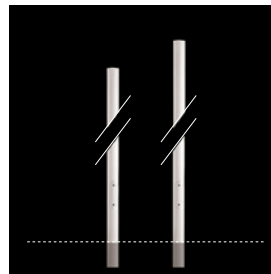
248
H 3500 mm

249
H 4500 mm

**With Base and Access Door
With Terminal Block 4x1,5-16mmq**



.6 Grey .3 Anthracite



250
H 3500 mm (+500mm)


251
H 4500 mm (+500mm)

**In-Ground (+500 mm Root) With Access Door
With Terminal Block 4x1,5-16mmq**



.6 Grey .3 Anthracite

MiniFranco / Ø 102mm - Poles




4140
H 4000 mm

4150
H 5000 mm

**With Base and Access Door
With Terminal Block 4x1,5-16mmq**



.6 Grey .3 Anthracite



4145
H 4000 mm (+500mm)

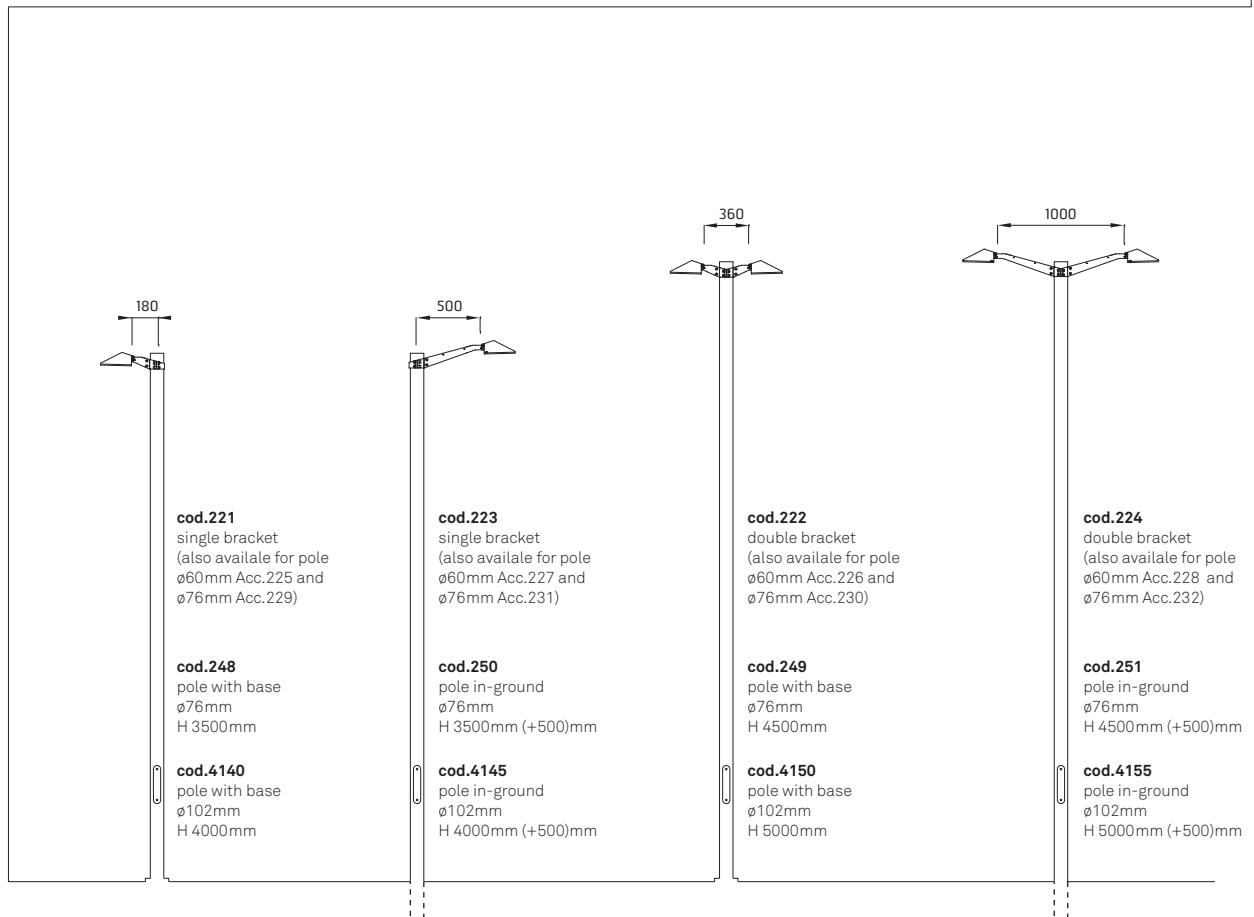
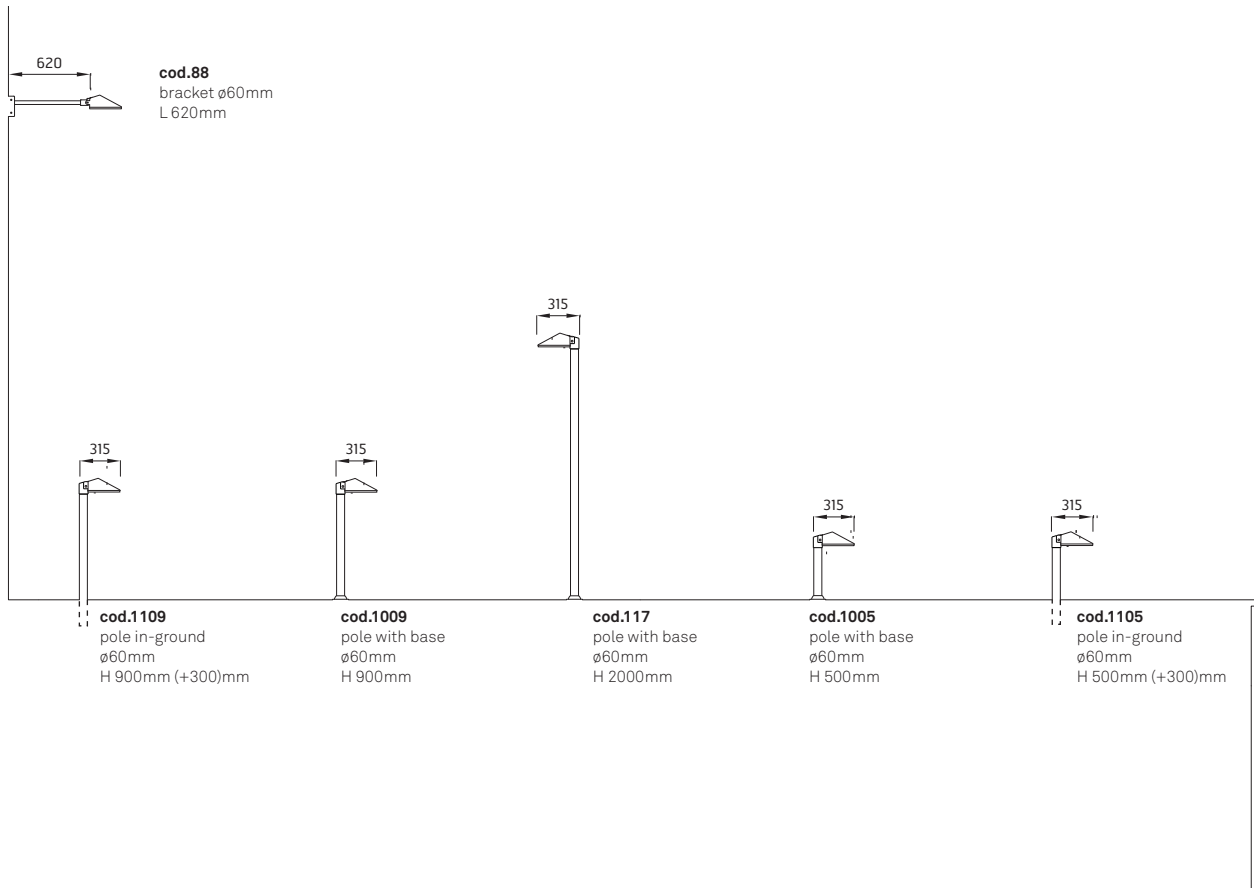
4155
H 5000 mm (+500mm)

**In-Ground (+500 mm Root) With Access Door
With Terminal Block 4x1,5-16mmq**



.6 Grey .3 Anthracite

Installation scheme: MiniFranco

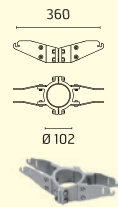


Accessories: MiniFranco

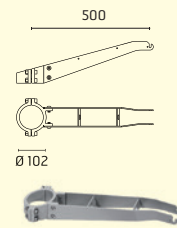
221
SINGLE BRACKET 180mm
FOR POLE Ø 102mm



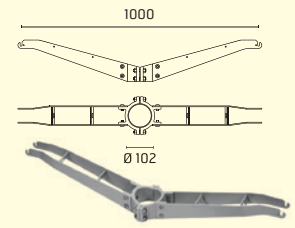
222
DOUBLE BRACKET 180mm
FOR POLE Ø 102mm



223
SINGLE BRACKET 500mm
FOR POLE Ø 102mm



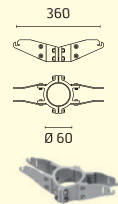
224
DOUBLE BRACKET 500mm
FOR POLE Ø 102mm



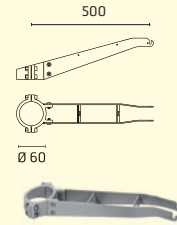
225
SINGLE BRACKET 180mm
FOR POLE Ø 60mm



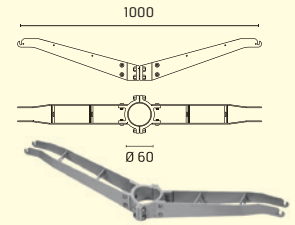
226
DOUBLE BRACKET 180mm
FOR POLE Ø 60mm



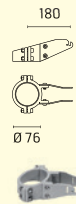
227
SINGLE BRACKET 500mm
FOR POLE Ø 60mm



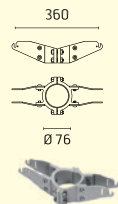
228
DOUBLE BRACKET 500mm
FOR POLE Ø 60mm



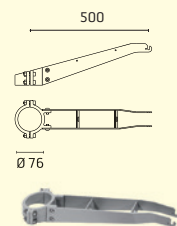
229
SINGLE BRACKET 180mm
FOR POLE Ø 76mm



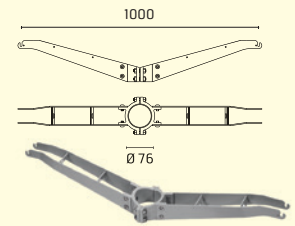
230
DOUBLE BRACKET 180mm
FOR POLE Ø 76mm



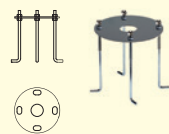
231
SINGLE BRACKET 500mm
FOR POLE Ø 76mm



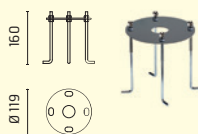
232
DOUBLE BRACKET 500mm
FOR POLE Ø 76mm




24
BASE PLATE AND FIXING BOLTS



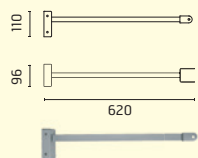
243
BASE PLATE AND FIXING BOLTS
Ø 119 x H 160mm



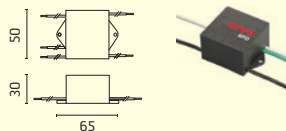
116
BASE PLATE AND FIXING BOLTS
230 x 230 x H 200mm



88
WALL BRACKET 620mm



237
SPD: (SURGE PROTECTION DEVICE) 275Vac
MAXIMUM DISCHARGE CURRENT 10kA (8/20µs)
MAXIMUM OPERATING CURRENT 5A
SUITABLE FOR SERIES CONNECTION - IP66



acc. code ▶	221	222	223	224	225	226	227	228	229	230	231	232	237	243	116	88	24
prod. code ▼																	
160114	•	•	•	•	•	•	•	•	•	•	•	•	•	•	•	•	•
163714	•	•	•	•	•	•	•	•	•	•	•	•	•	•	•	•	•
166314	•	•	•	•	•	•	•	•	•	•	•	•	•	•	•	•	•
1610112	•	•	•	•	•	•	•	•	•	•	•	•	•	•	•	•	•
1610113	•	•	•	•	•	•	•	•	•	•	•	•	•	•	•	•	•
1622412	•	•	•	•	•	•	•	•	•	•	•	•	•	•	•	•	•
1622413	•	•	•	•	•	•	•	•	•	•	•	•	•	•	•	•	•
1628013	•	•	•	•	•	•	•	•	•	•	•	•	•	•	•	•	•
1628014	•	•	•	•	•	•	•	•	•	•	•	•	•	•	•	•	•
1628113	•	•	•	•	•	•	•	•	•	•	•	•	•	•	•	•	•
1628114	•	•	•	•	•	•	•	•	•	•	•	•	•	•	•	•	•
117														•			
248																	•
249																	•
250																	
251																	
1005																	
1009																	
1105																	
1109																	
4140	•	•	•	•											•		
4145	•	•	•	•													
4150	•	•	•	•											•		
4155	•	•	•	•													

FRANCO

- Luminaire for installation on wall or on pole.
- Configuration: die-cast aluminium structure, EN AB-47100 alloy (low copper content) and pure aluminium reflector. Glass diffuser: extra-clear. Graduated stainless steel fixing plate for a precise adjustment.
- Double layer coating for high resistance to corrosion: the aluminium components are painted with a double coat using powders which are compliant with QUALICOAT standards: a first layer of epoxy powder (with excellent chemical and mechanical resistance) and a second finishing layer of polyester powder (resistant to UV rays and atmospheric agents). The entire painting process of the aluminium fitting starts from components which have been sand-blasted in advance to make the surface more porous and increase the adherence of the paint. Ares effects alkaline and acid washing to clean the surfaces completely, then rinses with demineralised water to remove any residue particles, subsequently a chemical conversion treatment is done to protect against rusting.
- Protection rating: IP65.
- In compliance with EN60598-1 standards.
- Class of insulation: I.
- Installation: wiring through a M20x1,5 metal cable gland (7mm\varnothing<math><13\text{mm}</math> cables). Outdoor use requires suitable flexible cables assuring the watertightness of the cable gland.

EU Regulation 874/2012 - Illumination equipment energy classes



LED VERSION::
Class A+/A++
Luminaire supplied with integrated LED modules that cannot be replaced



METAL HALIDE VERSION:
Class A+
HIT-DE/RX7s



SODIUM VAPOR VERSION:
Class A+
HST-DE/Rx7s



.1 White



.6 Grey



.3 Anthracite



.4 Black



.18 Deep Brown



Wall fitting



Floor installation



Installation on pole

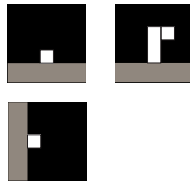
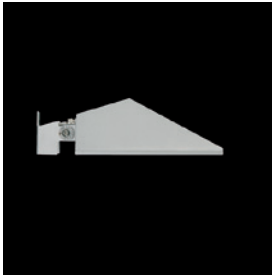


The fitting is equipped with 1 cable input



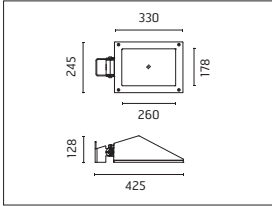
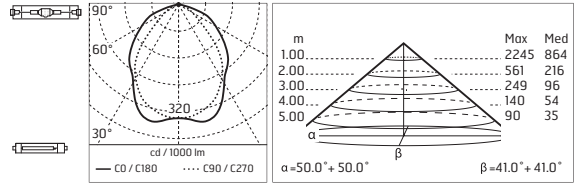
Protection against impact.
IK 07 - 2,00 joule

Franco / Adjustable - Symmetric Optic

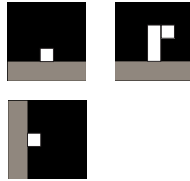


962913 A+
HIT-DE 70W Rx7S

Optional bulb
HST-DE 70W Rx7s A+
Yellow light (2000K)
Photometric curve not available

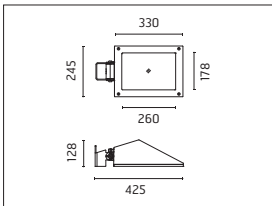
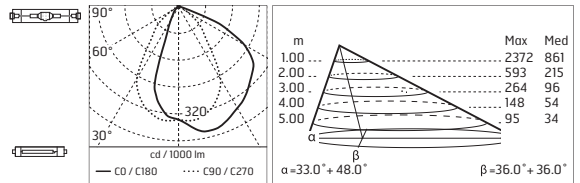


Franco / Adjustable - Asymmetric Optic




962914 A+
HIT-DE 70W Rx7S

Optional bulb
HST-DE 70W Rx7s A+
Yellow light (2000K)
Photometric curve not available

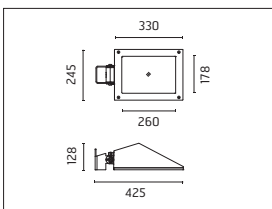
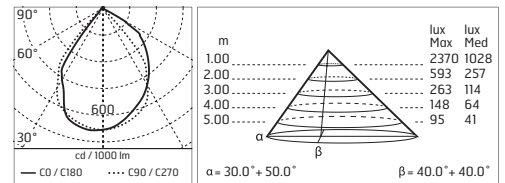


Franco CoB LED / Adjustable - Symmetric Optic

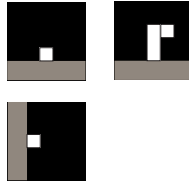


9628213 A A+ A++
NATURAL WHITE 4000K
CoB LED
39W/220÷240V
Total power 43W
lm LED 5560 \approx lm OUTPUT 3465
CRI >80
Integral electronic power supply

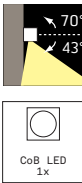
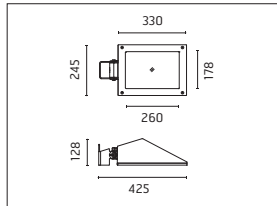
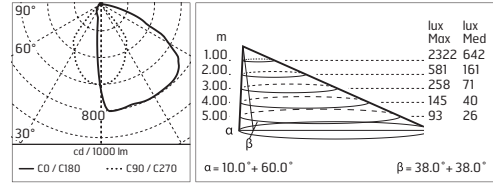
9628313 A A+ A++
WARM WHITE 3000K
CoB LED
39W/220÷240V
Total power 43W
lm LED 5423 \approx lm OUTPUT 3380
CRI >80
Integral electronic power supply



Franco CoB LED / Adjustable - Asymmetric Optic




9628214 **A A+ A++**
 NATURAL WHITE 4000K
 CoB LED
 39W/220÷240V
 Total power 43W
 lm LED 5560 ≈ lm OUTPUT 2919
 CRI >80
 Integral electronic power supply



9628314 **A A+ A++**
 WARM WHITE 3000K
 CoB LED
 39W/220÷240V
 Total power 43W
 lm LED 5423 ≈ lm OUTPUT 2847
 CRI >80
 Integral electronic power supply

Franco / Ø 76mm - Poles




248
 H 3500 mm
249
 H 4500 mm

With Base and Access Door
 With Terminal Block 4x1,5-16mmq



.6 Grey .3 Anthracite




250
 H 3500 mm (+500mm)
251
 H 4500 mm (+500mm)

In-Ground (+500 mm Root) With Access Door
 With Terminal Block 4x1,5-16mmq



.6 Grey .3 Anthracite

Franco / Ø 102mm - Poles




4140
 H 4000 mm
4150
 H 5000 mm

With Base and Access Door
 With Terminal Block 4x1,5-16mmq



.6 Grey .3 Anthracite



4145
 H 4000 mm (+500mm)
4155
 H 5000 mm (+500mm)

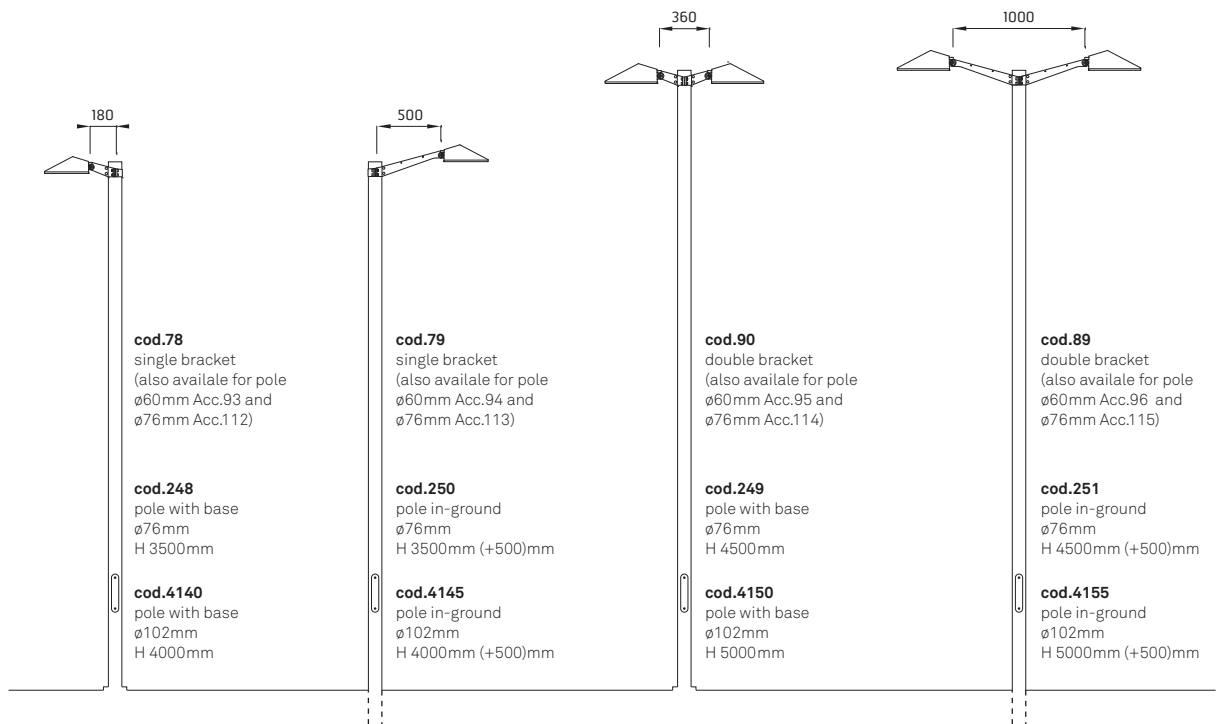
In-Ground (+500 mm Root) With Access Door
 With Terminal Block 4x1,5-16mmq



.6 Grey .3 Anthracite



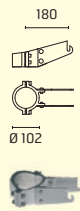
Installation scheme: Franco



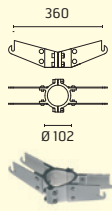


Accessories: Franco

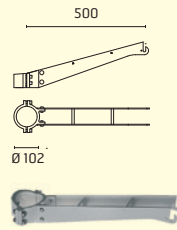
78
SINGLE BRACKET 180mm
FOR POLE Ø 102mm



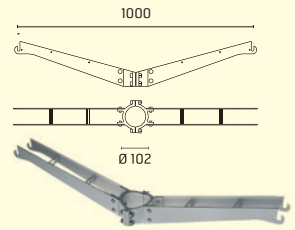
90
DOUBLE BRACKET 180mm
FOR POLE Ø 102mm



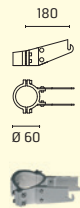
79
SINGLE BRACKET 500mm
FOR POLE Ø 102mm



89
DOUBLE BRACKET 500mm
FOR POLE Ø 102mm



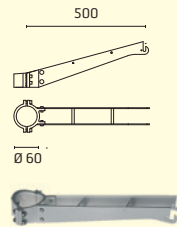
93
SINGLE BRACKET 180mm
FOR POLE Ø 60mm



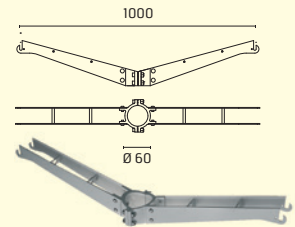
95
DOUBLE BRACKET 180mm
FOR POLE Ø 60mm



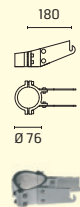
94
SINGLE BRACKET 500mm
FOR POLE Ø 60mm



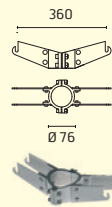
96
DOUBLE BRACKET 500mm
FOR POLE Ø 60mm



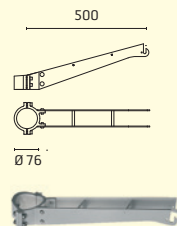
112
SINGLE BRACKET 180mm
FOR POLE Ø 76mm



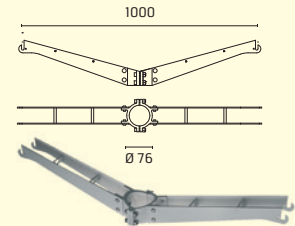
114
DOUBLE BRACKET 180mm
FOR POLE Ø 76mm



113
SINGLE BRACKET 500mm
FOR POLE Ø 76mm



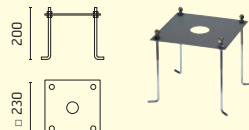
115
DOUBLE BRACKET 500mm
FOR POLE Ø 76mm



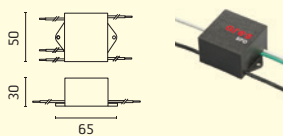
24
BASE PLATE AND FIXING BOLTS



116
BASE PLATE AND FIXING BOLTS
230 x 230 x H 200mm



237
SPD: (SURGE PROTECTION DEVICE) 275Vac
MAXIMUM DISCHARGE CURRENT 10kA (8/20µs)
MAXIMUM OPERATING CURRENT 5A
SUITABLE FOR SERIES CONNECTION - IP66



acc. code ▶	78	90	79	89	93	95	94	96	112	114	113	115	24	116	237
prod. code ▼															
962913	•	•	•	•	•	•	•	•	•	•	•	•			
962914	•	•	•	•	•	•	•	•	•	•	•	•			
9628213	•	•	•	•	•	•	•	•	•	•	•	•			•
9628214	•	•	•	•	•	•	•	•	•	•	•	•			•
9628313	•	•	•	•	•	•	•	•	•	•	•	•			•
9628314	•	•	•	•	•	•	•	•	•	•	•	•			•
248														•	
249														•	
250															
251															
4140	•	•	•	•											•
4145	•	•	•	•											
4150	•	•	•	•											•
4155	•	•	•	•											

MAXIFRANCO

- Luminaire for installation on wall or on pole.
- Configuration: die-cast aluminium structure, EN AB-47100 alloy (low copper content) and pure aluminium reflector. Glass diffuser: extra-clear. Graduated stainless steel fixing plate for a precise adjustment.
- Double layer coating for high resistance to corrosion: the aluminium components are painted with a double coat using powders which are compliant with QUALICOAT standards: a first layer of epoxy powder (with excellent chemical and mechanical resistance) and a second finishing layer of polyester powder (resistant to UV rays and atmospheric agents). The entire painting process of the aluminium fitting starts from components which have been sand-blasted in advance to make the surface more porous and increase the adherence of the paint. Ares effects alkaline and acid washing to clean the surfaces completely, then rinses with demineralised water to remove any residue particles, subsequently a chemical conversion treatment is done to protect against rusting.
- Protection rating: IP65.
- In compliance with EN60598-1 standards.
- Class of insulation: I.
- Installation: wiring through a M20x1,5 metal cable gland (7mm$\lt\mathit{13\text{mm}}$ cables). Outdoor use requires suitable flexible cables assuring the watertightness of the cable gland.

EU Regulation 874/2012 - Illumination equipment energy classes



LED VERSION::
Class A/A+/A++
Luminaire supplied with integrated LED modules that cannot be replaced

METAL HALIDE VERSION:
Class A+
HIT-DE/RX7s
HIT-CE/G12

SODIUM VAPOR VERSION:
Class A+
HST-DE/Rx7s



Wall fitting



Floor installation



Installation on pole

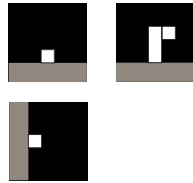


The fitting is equipped with 1 cable input



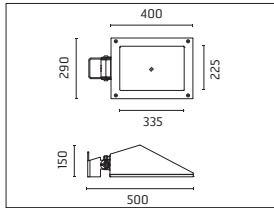
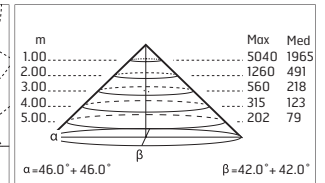
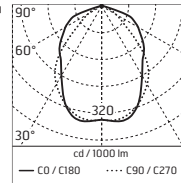
Protection against impact.
IK 07 - 2,00 joule

MaxiFranco / Adjustable - Symmetric Optic

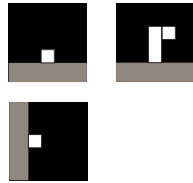


971913 A+
HIT-DE 150W RX7s

Optional bulb A+
HST-DE 150W Rx7s
Yellow light (2000K)
Photometric curve not available

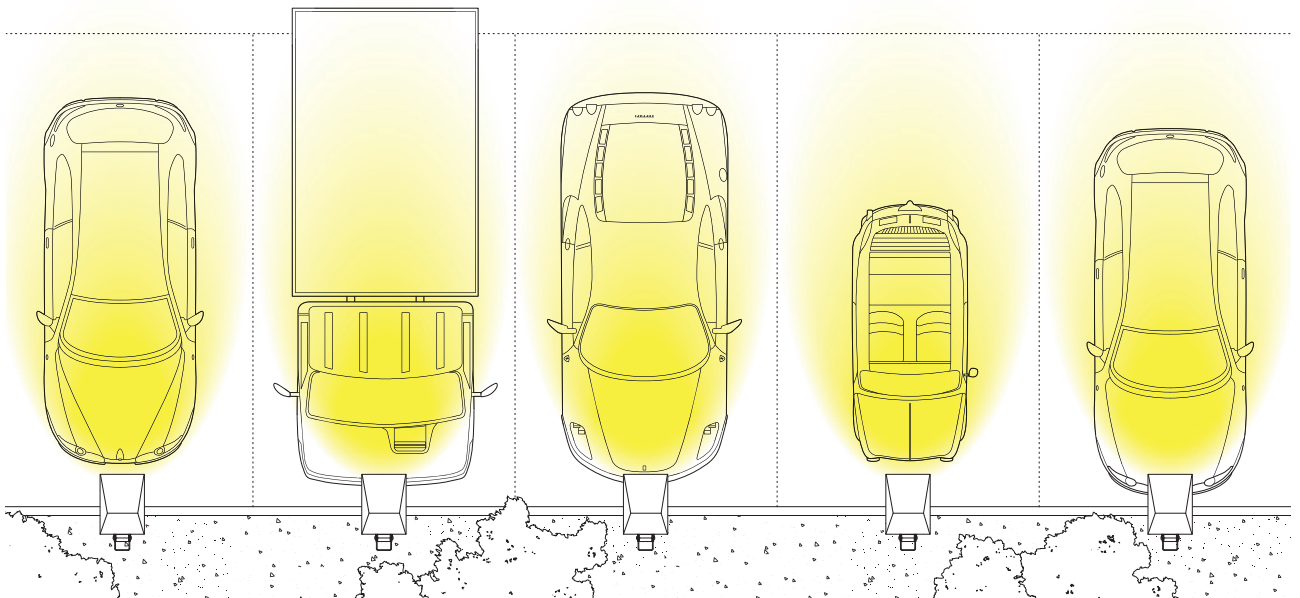
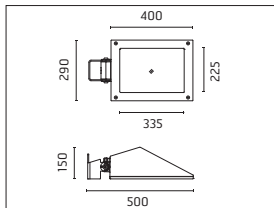
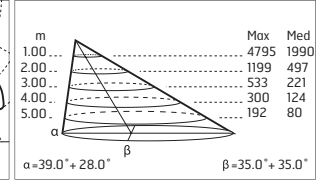
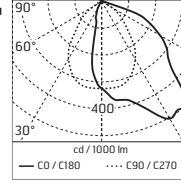


MaxiFranco / Adjustable - Asymmetric Optic

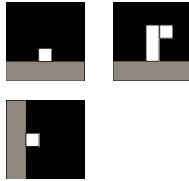


971914 A+
HIT-DE 150W RX7s

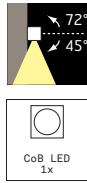
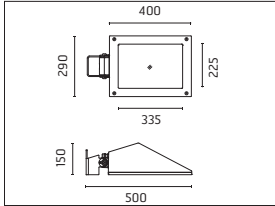
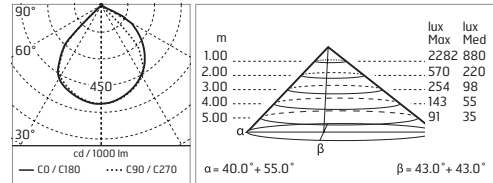
Optional bulb A+
HST-DE 150W Rx7s
Yellow light (2000K)
Photometric curve not available



MaxiFranco CoB LED / Adjustable - Symmetric Optic

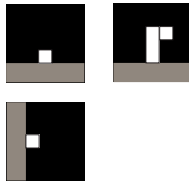


9728413 **A A+ A++**
 NATURAL WHITE 4000K
 CoB LED
 45W/220÷240V
 Total power 52W
 lm LED 6446 ≈ lm OUTPUT 4142
 CRI >80
 Integral electronic power supply

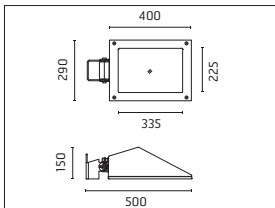
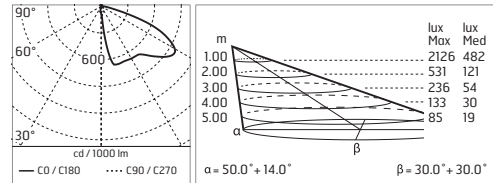


9728513 **A A+ A++**
 WARM WHITE 3000K
 CoB LED
 45W/220÷240V
 Total power 52W
 lm LED 6287 ≈ lm OUTPUT 4040
 CRI >80
 Integral electronic power supply

MaxiFranco CoB LED / Adjustable - Asymmetric Optic

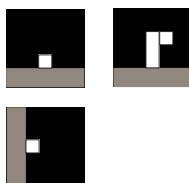


9728414 **A A+ A++**
 NATURAL WHITE 4000K
 CoB LED
 45W/220÷240V
 Total power 52W
 lm LED 6446 ≈ lm OUTPUT 3386
 CRI >80
 Integral electronic power supply

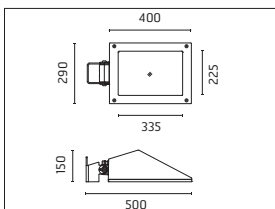
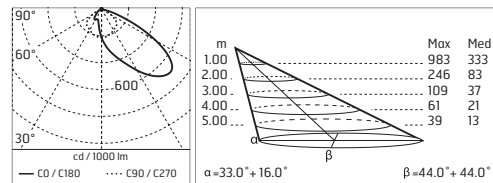


9428514 **A A+ A++**
 WARM WHITE 3000K
 CoB LED
 45W/220÷240V
 Total power 52W
 lm LED 6287 ≈ lm OUTPUT 3303
 CRI >80
 Integral electronic power supply

MaxiFranco Power LED / Adjustable - Asymmetric Optic

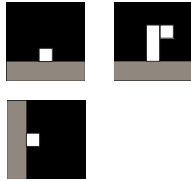


9724713 **A A+ A++**
 NATURAL WHITE 4000K
 POWER LEDs
 42W/110÷240V
 Total power 47W
 lm LED 4104 ≈ lm OUTPUT 2448
 CRI >80
 Integral electronic power supply

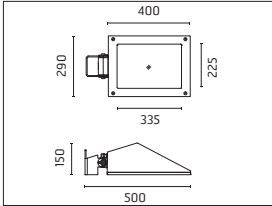
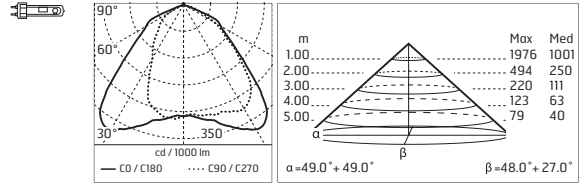


9724813 **A A+ A++**
 WARM WHITE 3000K
 POWER LEDs
 42W/110÷240V
 Total power 47W
 lm LED 3852 ≈ lm OUTPUT 2212
 CRI >80
 Integral electronic power supply

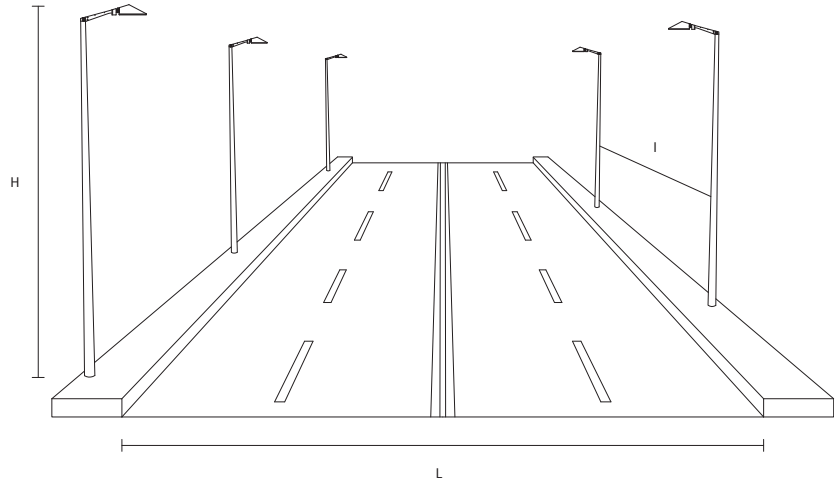
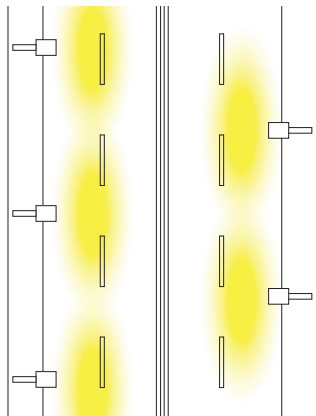
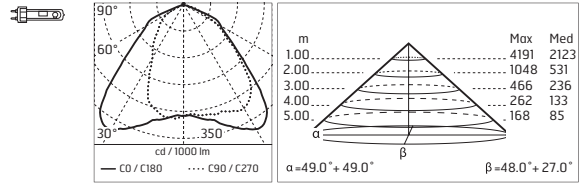
MaxiFranco / Adjustable - Street light Optic



9771109 **A***
HIT-CE 70W G12



9715109 **A***
HIT-CE 150W G12

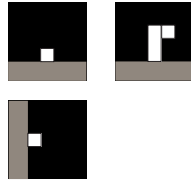


MaxiFranco street light

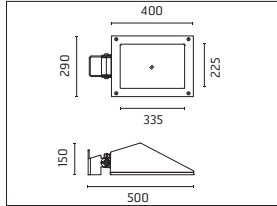
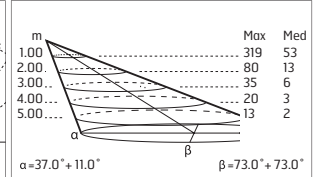
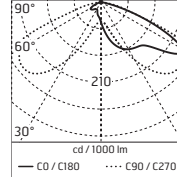
Installation of Maxi Franco as street lighting on R3 street pavement and ME4a road (mixed traffic road - minor roads connected to major roads). The chart refers to the European regulation EN 13201-1. For any other technical info please contact ARES' lighting design department.

MaxiFranco	H	I	L	Lm	Uo	Ul	Ti
HIT 70W G12	8	29	7	0,80	0,7	0,6	1
HIT 150W G12	8	29	7	1,84	0,7	0,6	1

MaxiFranco Power LED / Adjustable - Street light Optic




9724714 **A A+ A++**
 NATURAL WHITE 4000K
 POWER LEDs
 42W/110÷240V
 Total power 47W
 lm LED 4104 = lm OUTPUT 2037
 CRI>80
 Integral electronic power supply



9724814 **A A+ A++**
 WARM WHITE 3000K
 POWER LEDs
 42W/110÷240V
 Total power 47W
 lm LED 3852 = lm OUTPUT 1841
 CRI>80
 Integral electronic power supply

MaxiFranco / Ø 76mm - Poles




248
 H 3500 mm
249
 H 4500 mm

With Base and Access Door
 With Terminal Block 4x1,5-16mmq



.6 Grey .3 Anthracite




250
 H 3500 mm (+500mm)
251
 H 4500 mm (+500mm)

In-Ground (+500 mm Root) With Access Door
 With Terminal Block 4x1,5-16mmq



.6 Grey .3 Anthracite

MaxiFranco / Ø 102mm - Poles

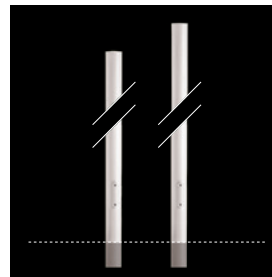


4140
 H 4000 mm
4150
 H 5000 mm

With Base and Access Door
 With Terminal Block 4x1,5-16mmq



.6 Grey .3 Anthracite



4145
 H 4000 mm (+500mm)
4155
 H 5000 mm (+500mm)

In-Ground (+500 mm Root) With Access Door
 With Terminal Block 4x1,5-16mmq

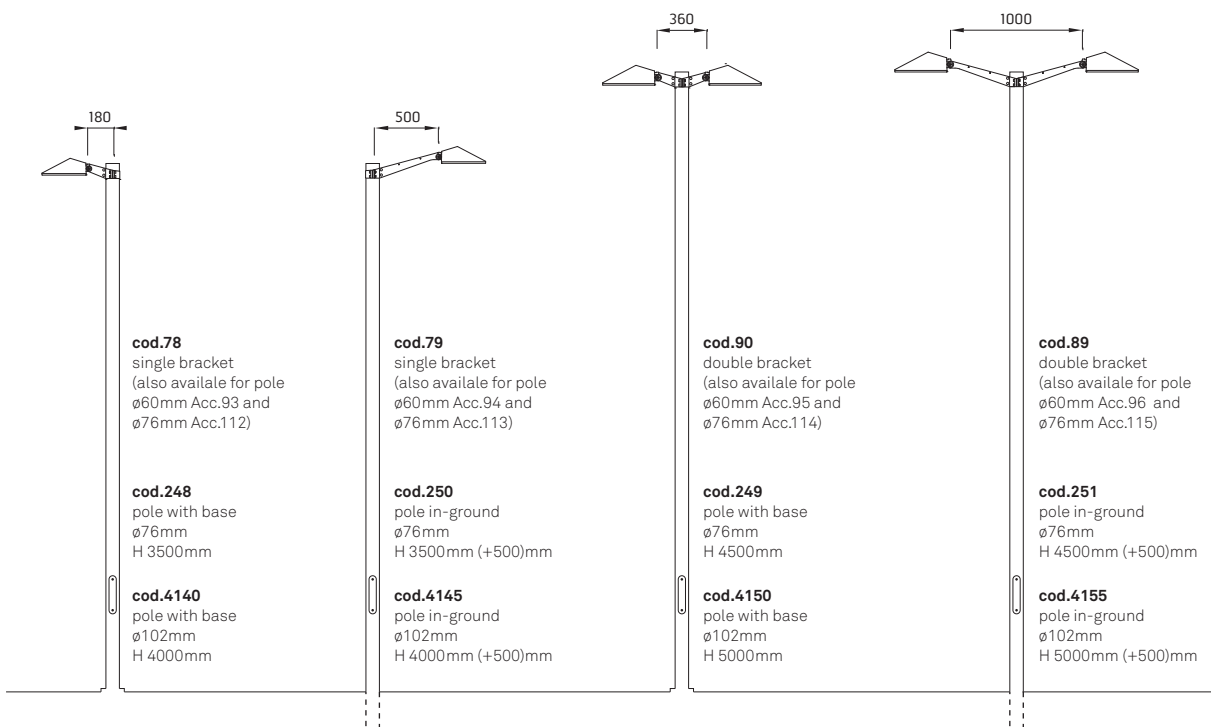


.6 Grey .3 Anthracite



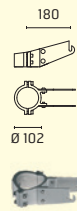


Installation scheme: MaxiFranco

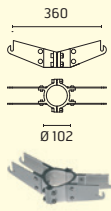


Accessories: Maxi Franco

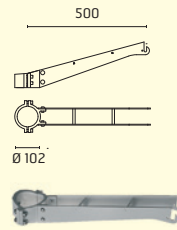
78
SINGLE BRACKET 180mm
FOR POLE Ø 102mm



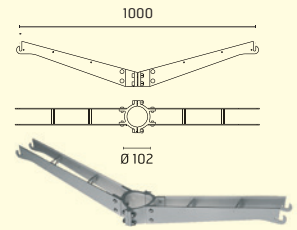
90
DOUBLE BRACKET 180mm
FOR POLE Ø 102mm



79
SINGLE BRACKET 500mm
FOR POLE Ø 102mm



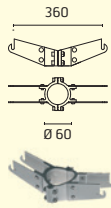
89
DOUBLE BRACKET 500mm
FOR POLE Ø 102mm



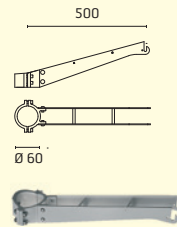
93
SINGLE BRACKET 180mm
FOR POLE Ø 60mm



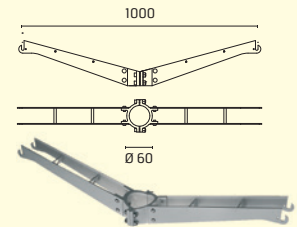
95
DOUBLE BRACKET 180mm
FOR POLE Ø 60mm



94
SINGLE BRACKET 500mm
FOR POLE Ø 60mm



96
DOUBLE BRACKET 500mm
FOR POLE Ø 60mm



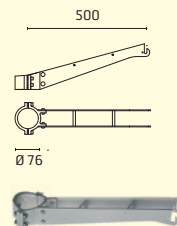
112
SINGLE BRACKET 180mm
FOR POLE Ø 76mm



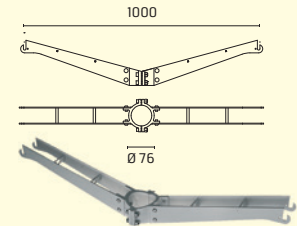
114
DOUBLE BRACKET 180mm
FOR POLE Ø 76mm



113
SINGLE BRACKET 500mm
FOR POLE Ø 76mm



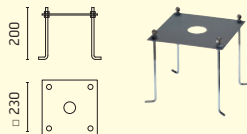
115
DOUBLE BRACKET 500mm
FOR POLE Ø 76mm



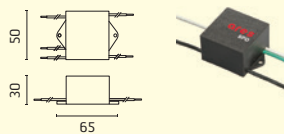
24
BASE PLATE AND FIXING BOLTS



116
BASE PLATE AND FIXING BOLTS
230 x 230 x H 200mm



237
SPD: (SURGE PROTECTION DEVICE) 275Vac
MAXIMUM DISCHARGE CURRENT 10kA (8/20µs)
MAXIMUM OPERATING CURRENT 5A
SUITABLE FOR SERIES CONNECTION - IP66



acc. code ▶	78	90	79	89	93	95	94	96	112	114	113	115	24	116	237
prod. code ▼															
971913	•	•	•	•	•	•	•	•	•	•	•	•			
971914	•	•	•	•	•	•	•	•	•	•	•	•			
9715109	•	•	•	•	•	•	•	•	•	•	•	•			
9724713	•	•	•	•	•	•	•	•	•	•	•	•			•
9724714	•	•	•	•	•	•	•	•	•	•	•	•			•
9724813	•	•	•	•	•	•	•	•	•	•	•	•			•
9724814	•	•	•	•	•	•	•	•	•	•	•	•			•
9728413	•	•	•	•	•	•	•	•	•	•	•	•			•
9728414	•	•	•	•	•	•	•	•	•	•	•	•			•
9728513	•	•	•	•	•	•	•	•	•	•	•	•			•
9728514	•	•	•	•	•	•	•	•	•	•	•	•			•
9771109	•	•	•	•	•	•	•	•	•	•	•	•			
248															•
249															•
250															
251															
4140	•	•	•	•											•
4145	•	•	•	•											
4150	•	•	•	•											•
4155	•	•	•	•											