



- Square luminaire for installation on wall or ceiling – surface mounted.
- Configuration: turned aluminium body (EN AW6060 alloy) and AISI 316L stainless steel fixing bracket. Methacrylate diffuser fixed to the body a robotic gluing system.
- Double layer coating for high resistance to corrosion: the aluminium components are painted with a double coat using powders that are compliant with QUALICOAT standards: a first layer of epoxy powder (with excellent chemical and mechanical resistance) and a second finishing layer of polyester powder (resistant to UV rays and atmospheric agents). The entire painting process of the aluminium fitting starts from components that have been sandblasted in advance to make the surface more porous and increase the adherence of the paint. Ares effects alkaline and acid washing to clean the surfaces completely, then rinses with demineralised water to remove any residue particles, subsequently a chemical conversion treatment is done to protect against rusting.
- Protection rating: IP65.
- In compliance with EN 60598-1 standards.
- Class of insulation: III.
- Installation: the luminaire is supplied with a piece of cable (approx. 250mm) for an easy-to-make connection and it is protected against polarity reversal and sudden voltage peak. Parallel wiring required.
- We recommend the use of a connection system with a protection degree greater than or equal to the protection degree of the luminaire.

EU Regulation 874/2012 - Illumination equipment energy classes

A++
A+
A

LED VERSION:
Class A/A+/A++
Luminaire supplied with integrated LED modules that cannot be replaced



Ceiling fitting



Wall fitting



Pre-wired with approx 250mm of cable.




Remote device required.

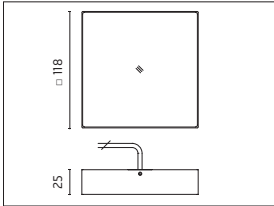
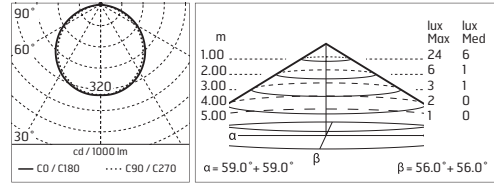


Protection against impact.
IK 06 - 1,00 joule

Beta Low-Power LED / Methacrylate Diffuser



506002 **A A+ A++**
 NATURAL WHITE 4000K
 LOW-POWER LEDs
 2,5W/24Vdc
 Total power 3W
 Lm LED 225 ≈ Lm OUTPUT 74
 CRI>80
 Remote electronic power supply
 to be ordered
 Acc. 144 or 176



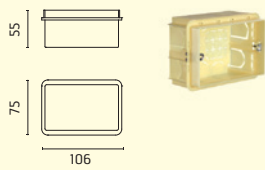
506003 **A A+ A++**
 WARM WHITE 3000K
 LOW-POWER LEDs
 2,5W/24Vdc
 Total power 3W
 Lm LED 158 ≈ Lm OUTPUT 54
 CRI>80
 Remote electronic power supply
 to be ordered
 Acc. 144 or 176



Accessories: Beta

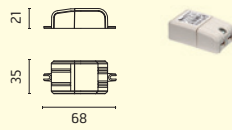
105

3 MODULES RECESSED BOX
106 x 75 H 55mm



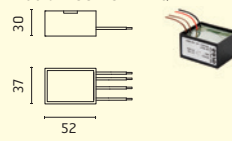
150

POWER SUPPLY DUAL FUNCTION
Vout 24Vdc: 8W/100÷240V
Iout 350mA: 6x1W/100÷240V
IP20 CLASS II SELV EQ.



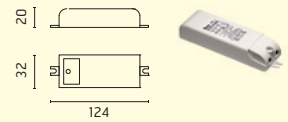
106

POWER SUPPLY DUAL FUNCTION
Vout 24Vdc: 8W/100÷240V
Iout 350mA: 6x1W/100÷240V
IP65 CLASS II SELV EQ.



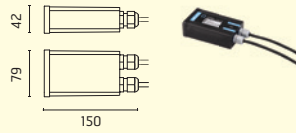
87

POWER SUPPLY 10W/110÷240V -
24Vdc IP20 CLASS II SELV.



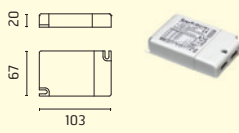
175

POWER SUPPLY 10W/110÷240V - 24Vdc
IP67 CLASS II SELV.



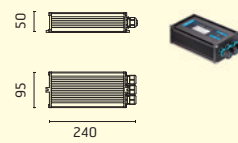
144

POWER SUPPLY 17W/110÷240V - 24Vdc
(15W@110V) IP20 CLASS II SELV.



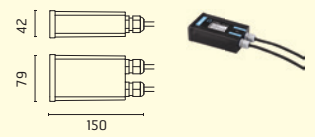
176

POWER SUPPLY 17W/110÷240V - 24Vdc
(15W@110V) IP67 CLASS II SELV.



147

POWER SUPPLY 20W/220÷240V - 24Vdc
IP67 CLASS II SELV.




... DIMMABLE: PUSH-DIM OR 1...10V
See Page 514 Wiring Diagram n.4

... DIMMABLE: PUSH-DIM OR 1...10V
See Page 514 Wiring Diagram n.4

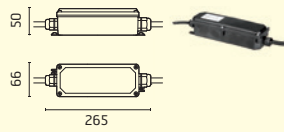
155

POWER SUPPLY 50W/120÷240V - 24Vdc
IP67 CLASS II SELV.




110

POWER SUPPLY 70W/220÷240V - 24Vdc
IP67 CLASS II SELV EQ.



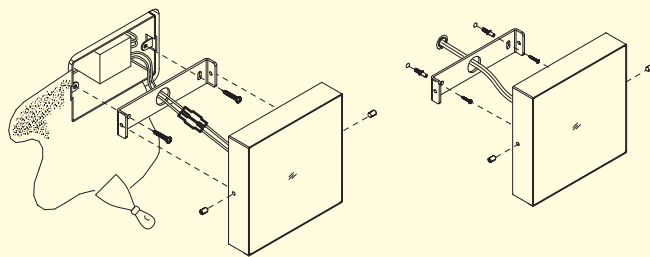
156

POWER SUPPLY 96W /120÷277V - 24Vdc
IP67 CLASS II SELV.



Beta with box cod.105

Beta without box cod.105



acc. code ▶	105	150	106	87	175	144	176	147	155	110	156
prod. code ▼											
506002	●	2	2	3	3	5	5	6	15	20	28
506003	●	2	2	3	3	5	5	6	15	20	28

Max fixtures for each power supply (Vin 220÷240). Data in the chart are provided as a guide only. Please verify according to your installation.