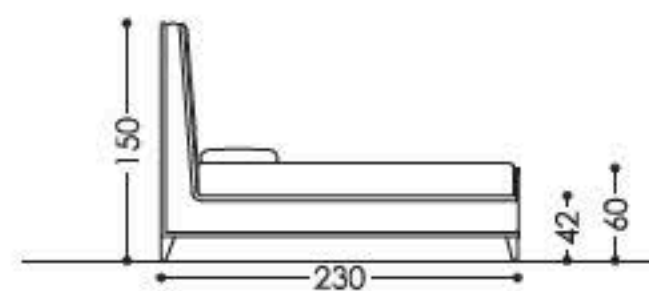
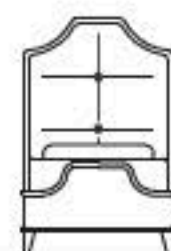


TIFFANY BED

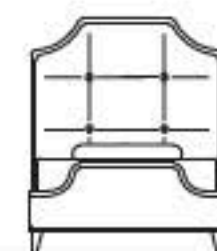


TIF090



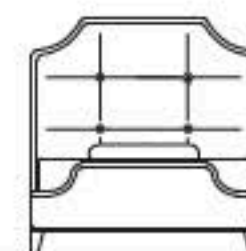
MATTRESS CM 90X200

TIF120



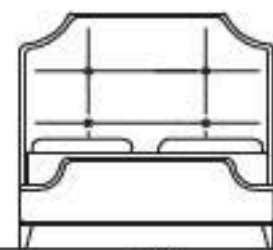
MATTRESS CM 120X200

TIF140



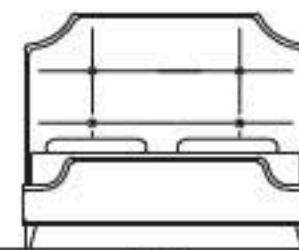
MATTRESS CM 140X200

TIF160



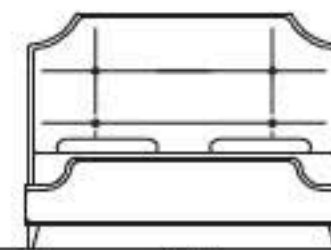
MATTRESS CM 160X200

TIF180



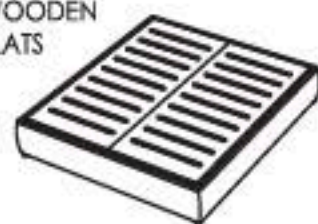
MATTRESS CM 180X200

TIF200




MATTRESS CM 200X200

WS
WOODEN
SLATS



OP
ORTHOPEDIC
PANEL



Struttura portante in metallo e legno. Imbottitura in poliuretano espanso rivestito da tessuto accoppiato protettivo. Rivestimento in tessuto o pelle. Disponibile con rete a doghe o pannello ortopedico rivestito.

Metal and wood load-bearing frame. Polyurethane foam padding covered with lined protective fabric. Fabric or leather cover. Available with slatted bed base or lined orthopaedic panel.