

MONTMARTRE EASY

Design Attilio Zanni



MONTMARTRE EASY

247

ELEMENTS

- I** STRUCTURE
FRM / MOKA STAINED ASHWOOD
FRSH / SHERRY STAINED ASHWOOD
NC / AMERICAN WALNUT
NCM / MOKA STAINED WALNUT
NCS / DARK STAINED WALNUT

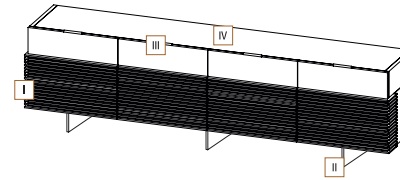
- INSIDE
A / MAPLE WOOD
INSIDE SHELVING
 BRONZED GLASS (ONE SIDE ONLY)

- II** BASE
BA / ANTIQUE BRONZE

- III** HANDLES
OBA / ANTIQUE BRONZE (ON CAST BRASS)

OPTIONAL

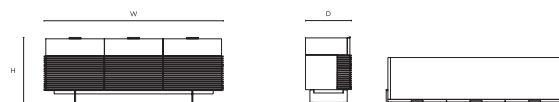
- IV** TOP INSET
BAM / HAMMERED ANTIQUE BRONZE (ON BRASS)
MDB / EMPERADOR DARK BROWN MARBLE
MT / TOBACCO MARBLE



D-28-B SPECIFICATIONS PACKAGING

	W	D	H	WEIGHT	
cm	214	55	74	kg	-
inch	84,3	21,7	29,1	mc	-

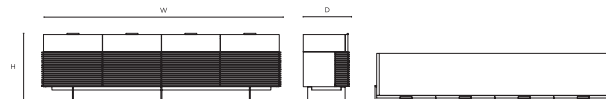
3 DRAWERS - 2 DOORS - 1 PULL OUT DRAWER



D-28-A SPECIFICATIONS PACKAGING

	W	D	H	WEIGHT	
cm	284	55	74	kg	-
inch	111,8	21,7	29,1	mc	-

4 DRAWERS - 2 DOORS - 2 PULL OUT DRAWERS



		D-28-B	D-28-A
I STRUCTURE	FRM	D-28-B-FRM	D-28-A-FRM
	FRSH	D-28-B-FRSH	D-28-A-FRSH
	NC / NCM / NCS	D-28-B-N...	D-28-A-N...
IV TOP INSET	BAM	D-28-B-TOP-BAM	D-28-A-TOP-BAM
	MDB	D-28-B-TOP-MDB	D-28-A-TOP-MDB
	MT	D-28-B-TOP-MT	D-28-A-TOP-MT