








- Pole top luminaire for installation on pole or wall (dedicated wall mounting bracket).
- Configuration: die-cast aluminium structure, EN AB-47100 alloy (low copper content), top cover in pre-galvanised sheet (lower side painted in white) secured to the housing by four extruded aluminium brackets. Acrylic diffuser: clear or opal, 3mm thick.
- Double layer coating for high resistance to corrosion: the aluminium components are painted with a double coat using powders which are compliant with QUALICOAT standards: a first layer of epoxy powder (with excellent chemical and mechanical resistance) and a second finishing layer of polyester powder (resistant to UV rays and atmospheric agents). The entire painting process of the aluminium fitting starts from components which have been sand-blasted in advance to make the surface more porous and increase the adherence of the paint. Ares effects alkaline and acid washing to clean the surfaces completely, then rinses with demineralised water to remove any residue particles, subsequently a chemical conversion treatment is done to protect against rusting.
- Protection rating: IP65.
- In compliance with EN60598-1 standards.
- Class of insulation: I; LED module: II.
- Installation: the fixture is equipped with 1000mm cable. Re-lamping through the removal of a disc fitted on the top cover.
- We recommend the use of a connection system with a protection degree greater than or equal to the protection degree of the luminaire.

EU Regulation 874/2012 - Illumination equipment energy classes

	LED VERSION:: Class A/A+/A++ Luminaire supplied with integrated LED modules that cannot be replaced
	
	
	METAL HALIDE VERSION: Class A+ HfE/E27
	FLUORESCENT VERSION: Class A TC-TEL/GX24q-5



.6 Grey



.3 Anthracite



Pole top luminaire

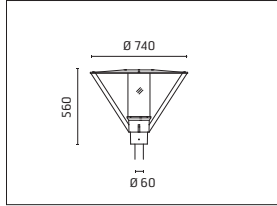


Pre-wired with approx 1000mm of cable

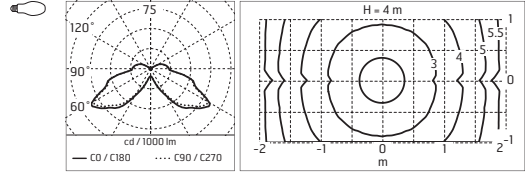


Protection against impact.
IK 07 - 2,00 joule

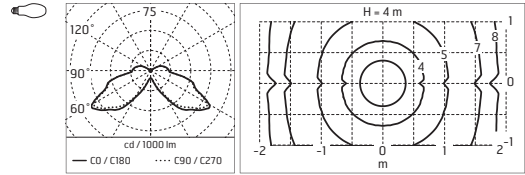
Andrea / Pole Ø 60mm - Transparent Acrylic Diffuser



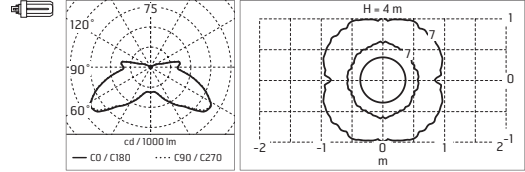
12115320
 HIE 70W E27



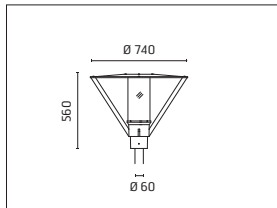

12115420
 HIE 100W E27



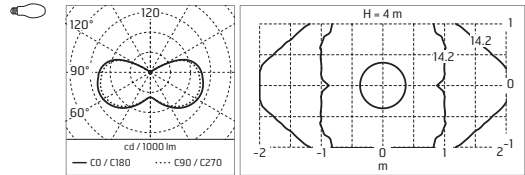
12115520
 TC-TEL 57W Gx24 q-5
 Electronic ballast



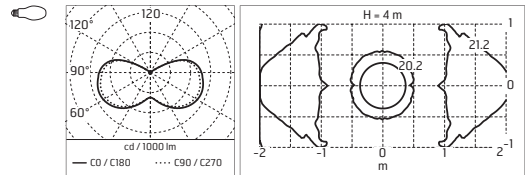
Andrea / Pole Ø 60mm - Opal (inside) Acrylic Diffuser



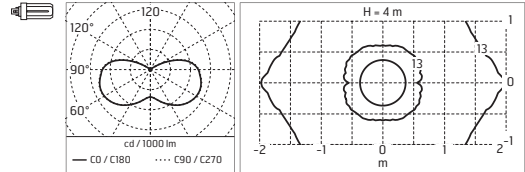
121153112
 HIE 70W E27



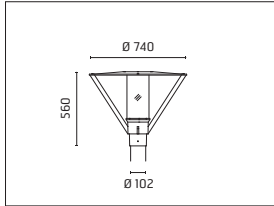
121154112
 HIE 100W E27



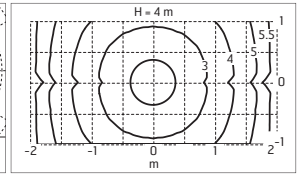
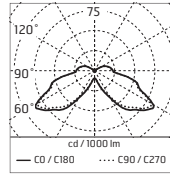
121155112
 TC-TEL 57W Gx24 q-5
 Electronic ballast



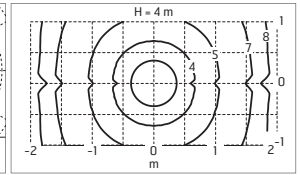
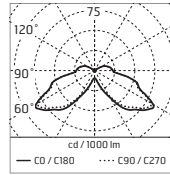
Andrea / Pole Ø 102mm - Transparent Acrylic Diffuser



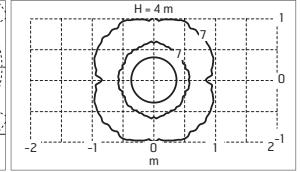
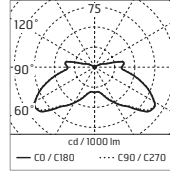
121153115
HIE 70W E27



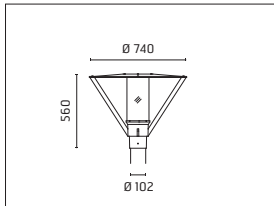

121154115
HIE 100W E27



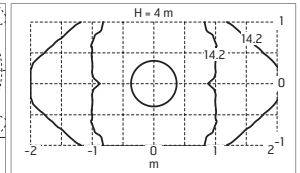
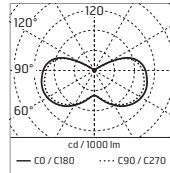
121155115
TC-TEL 57W Gx24 q-5
Electronic ballast



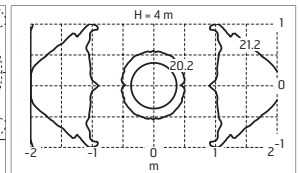
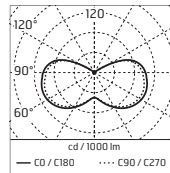
Andrea / Pole Ø 102mm - Opal (inside) Acrylic Diffuser



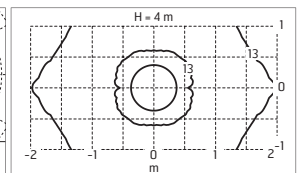
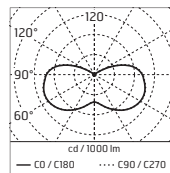
121153114
HIE 70W E27



121154114
HIE 100W E27



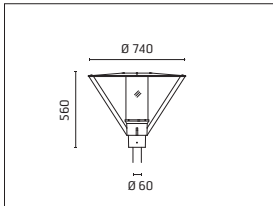
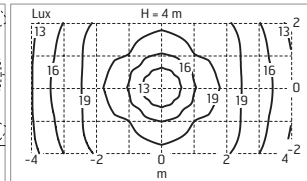
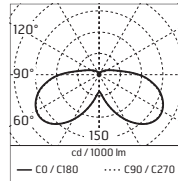
121155114
TC-TEL 57W Gx24 q-5
Electronic ballast



Andrea Power LED / Pole Ø 60mm - Opal (inside) Acrylic Diffuser



121264112
 NATURAL WHITE 4000K
 POWER LEDs
 44W/220÷240V
 Total power 49W
 lm LED 4275 ≈ lm OUTPUT 3596
 CRI >80
 Integral electronic power supply

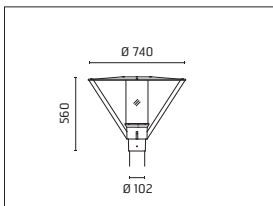
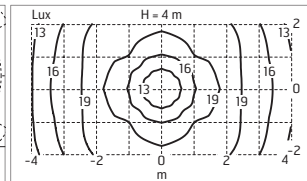
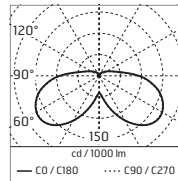


121265112
 WARM WHITE 3000K
 POWER LEDs
 44W/220÷240V
 Total power 49W
 lm LED 4013 ≈ lm OUTPUT 3375
 CRI >80
 Integral electronic power supply

Andrea Power LED / Pole Ø 102mm - Opal (inside) Acrylic Diffuser




121264114
 NATURAL WHITE 4000K
 POWER LEDs
 44W/220÷240V
 Total power 49W
 lm LED 4275 ≈ lm OUTPUT 3596
 CRI >80
 Integral electronic power supply




121265114
 WARM WHITE 3000K
 POWER LEDs
 44W/220÷240V
 Total power 49W
 lm LED 4013 ≈ lm OUTPUT 3375
 CRI >80
 Integral electronic power supply

Andrea / Ø 102mm - Poles



4140
H 4000 mm

4150
H 5000 mm



4145
H 4000 mm (+500mm)

4155
H 5000 mm (+500mm)


With Base and Access Door
With Terminal Block 4x1,5-16mmq



.6 Grey

.3 Anthracite

In-Ground (+500 mm Root) With Access Door
With Terminal Block 4x1,5-16mmq




.6 Grey

.3 Anthracite



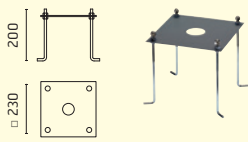
Andrea wall Version



Accessories: Andrea

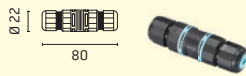
116

BASE PLATE AND FIXING BOLTS
230 x 230 x H 200mm



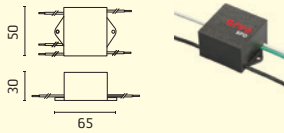
236

2 WAY TERMINAL BLOCK 3 POLES
IP68 H₂O STOP (Ø5,5÷12mm CABLE)



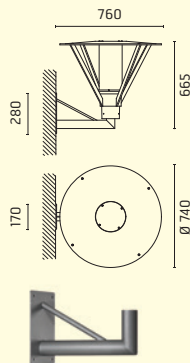
237

SPD: (SURGE PROTECTION DEVICE) 275Vac
MAXIMUM DISCHARGE CURRENT 10kA (8/20µs)
MAXIMUM OPERATING CURRENT 5A
SUITABLE FOR SERIES CONNECTION - IP66



125

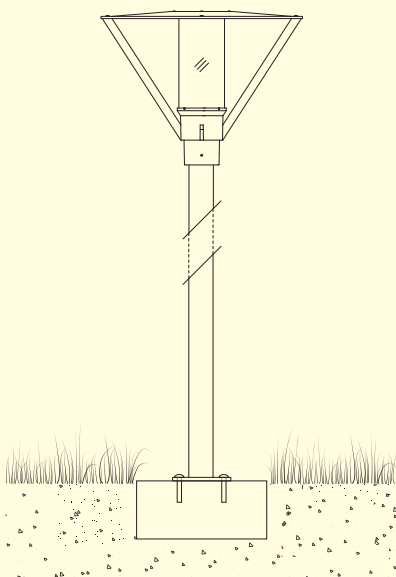
WALL BRACKET FOR Ø 60mm HEAD



acc. code ▶	116	236	125	237
12115320		•	•	
12115420		•	•	
12115520		•	•	
121153112		•	•	
121153114		•		
121153115		•		
121154112		•	•	
121154114		•		
121154115		•		
121155112		•	•	
121155114		•		
121155115		•		
121264112		•	•	•
121264114		•	•	•
121265112		•	•	•
121265114		•	•	•
4140	•			
4145				
4150	•			
4155				

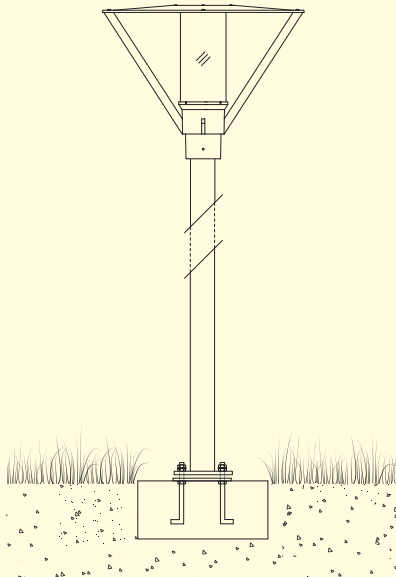
Correct Fixing Method

Bollard fixed on plinth + suitable installation screws



Correct Fixing Method

Bollard fixed on plinth + fixing bolts



Incorrect Fixing Method

Do not fix the bollard directly on the ground

